

# Virtual Food Drive



As an Individual fundraiser, you can also create or join a Team. See the power of working together by joining a Team fundraiser and contribute your Individual fundraising donations toward the Team goal. Compete with your Team members or with other Teams to see who can make the most impact ensuring access to real, healthy food here in Chester County.

Simply follow the four steps as seen below with the screen shots. These are the prompts that you will through 'Start a Virtual Food Drive' found on the homepage of <https://chestercountyfoodbank.fenly.org>

## Step 1: Basic Information

1. **Basic Information & Description**

**Your Virtual Food Drive's Name \***

  
**Custom URL \***

<https://chestercountyfoodbank.fenly.org/drive/>

**Company/Organization Name**


  
**Short Description for Your Virtual Food Drive**

*It's generally best to keep this to a few sentences.*

**Virtual Food Drive Image**

No file chosen

*This image will be cropped to 200 x 200 pixels.  
It is recommended you upload a square image for best results.*



**Current Image**  
No image uploaded.

# Virtual Food Drive



## Step 2: Goal

- > 1. Basic Information & Description
- ▼ 2. Virtual Food Drive Goal

Set a Virtual Food Drive Goal \*

\$

*Set a fundraising goal for your virtual food drive. Virtual food donations will go towards this goal.*

Next

- > 3. Dates
- > 4. Products

## Step 3: Dates

You can decide to run your virtual food drive for a set amount of time or keep it open.

- > 1. Basic Information & Description
- > 2. Virtual Food Drive Goal
- ▼ 3. Dates

This virtual food drive is always open (no start/end date)

Start Date \*

End Date \*

Next















# Virtual Food Drive



## Step 4: Products

You can decide what products you'd like to include with your drive. Select as few or as many as you would like.

### 4. Products

- |  |   |  |   |
|--|---|--|---|
| <input type="checkbox"/> <b>2% Milk</b><br>50 boxes<br>Price: \$20.00                    |    | <input type="checkbox"/> <b>Brown Rice</b><br>24 bags<br>Price: \$15.00                        |    |
| <input type="checkbox"/> <b>Canned Beans</b><br>24 cans<br>Price: \$16.00                |    | <input type="checkbox"/> <b>Canned Peaches</b><br>24 cans<br>Price: \$25.00                    |    |
| <input type="checkbox"/> <b>Canned Soup</b><br>24 cans<br>Price: \$15.00                 |    | <input type="checkbox"/> <b>Canned Tuna</b><br>48 cans<br>Price: \$35.00                       |    |
| <input type="checkbox"/> <b>Fresh Produce</b><br>25 lbs. fresh produce<br>Price: \$10.00 |   | <input type="checkbox"/> <b>General Donation</b><br>Price: \$0.00                              |   |
| <input type="checkbox"/> <b>Pasta</b><br>20 bags<br>Price: \$13.00                       |  | <input type="checkbox"/> <b>Peanut Butter</b><br>12 jars<br>Price: \$15.00                     |  |
| <input type="checkbox"/> <b>Senior Food Box</b><br>Price: \$25.00                        |  | <input type="checkbox"/> <b>Sunshine Box</b><br>15 lbs. of shelf-stable food<br>Price: \$20.00 |  |
| <input type="checkbox"/> <b>Toasted Oats Cereal</b><br>12 boxes<br>Price: \$12.00        |  | <input type="checkbox"/> <b>Weekend Backpack of Food</b><br>Price: \$10.00                     |  |

Save and Close

You're All Set! Now you can share the custom URL that you created in step 1 with your friends and family inviting them to join your Virtual Food Drive. You can update your information at anytime by going back to your Dashboard.

Questions? Contact Anne Shuniak, Marketing & Communications Manager  
610-873-6000 x103 or ashuniak@chestercountyfoodbank.org